

IP 64 device mount - Central.Line.Optic high performance - direct narrow/wide distribution - visually continuous

Device mounts made of galvanised, profiled sheet steel with zinc coating combined with polyester resin paint guarantees good corrosion protection; tool-free attachment with design-integrated push locks ensure protection against theft and disassembly. Integrated end faces made of plastic with sealing lips and an all-round closed seal to the support rail for a protection type up to IP64. Housing colour traffic white RAL 9016; Direct narrow/wide-beam light distribution using the Central.Line.Optic HP made of PMMA plastic. High Performance (HP) version with peak values in light current and luminaire efficiency. Suitable for higher ambient temperatures. Features an extra long LED life. The lens optics have a transparent seal, ensure absolute ease of assembly and are simple to maintain thanks to the easily cleaned surface. The compact 1-row arrangement of the lenses ensures that the dots merge into a line with a homogeneous appearance in the object. Electrical connection by means of a fixed, 5-pin, quick-fit plug connector and a free choice of phases. Integrated guide for fast contacting; With 3h emergency lighting battery; Luminaire status by visible status LED in luminaire (NL-B3); Luminous flux in emergency light mode 939 lm. They are exchangeable, permit modernisation and reliably prolong the service life of the overall system.

CHARACTERISTICS

| | |
|-------------------------------|----------------------------------------------------------------------------------------------------------------|
| Order number | 19532027370 |
| EAN number | 4020863443956 |
| Commodity code | 94051190 |
| Certification mark | IP 64, Protection class I, F, D, HACCP DIN10500/Food/IFS-application-related suitability/BRC, Indoor, CE |
| Impact resistance (IK rating) | IK03 (5°C bis 35°C) |
| Ambient temperatur | ta 5°C to 35°C |
| Warranty period | 5 years |
| State funding programs | BEG - Federal funding for efficient buildings (valid only for Germany) |

ELECTRICAL ENGINEERING

| | |
|--------------------------------------|---------------------------------------------------------------|
| Controller | Electronic driver 3h emergency lighting (1 pcs.) |
| System output | 73W |
| Mains voltage | 230V/50Hz |
| Circuit breakers (inrush current) | 13 pieces/B10, 21 pieces/B16, 22 pieces/C10, 36 pieces/C16 |
| Energy efficiency class/light source | C |

LIGHTING TECHNOLOGY

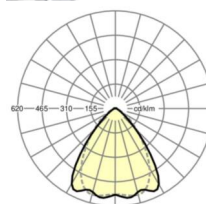
| | |
|-----------------------------------------------|-----------------------------------------------------------|
| Placement | LED, Colour rendering/Light colour CRI ≥ 80 / 4000K |
| Colour tolerance (MacAdam) | 3SDCM |
| Nominal luminous flux | 13476lm |
| Nominal luminous flux-emergency lighting mode | 939lm |
| LED service life | 70000h L80/B10 (Tq 35°C), 100000h L80/B50 (Tq 30°C) |
| Luminaire luminous efficiency | 184lm/W |
| Beam angle | 80° (C0) / 75° (C90) |
| UGR lat./long. | 20.7 / 21.5 |

MECHANICS

| | |
|----------------------|-------------------------------------------------------|
| Housing colour | traffic white RAL 9016 |
| Dimensions (LxWxDxH) | 2299mm x 55mm x 37mm |
| Weight (net) | 2.45kg |
| Type of installation | Mounting rail system installation, Light structure |

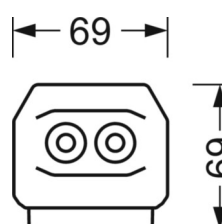
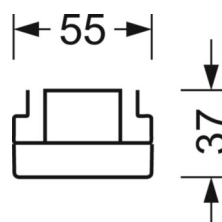
DEEP-LINK

<https://www.regiolux.de/en/article/19532027370>



Reference
ηLB
Φ ↓/↑
UGR lat./long.

LED 13000lm 840
100 %
98 % / 2 %
20.7 / 21.5



Dimensions

| | | |
|---|---------|--------|
| L | 2299 mm | Length |
| B | 55 mm | Width |
| H | 37 mm | Height |